

Resolution No:	<u>20-532</u>
Introduced:	<u>May 23, 2024</u>
Adopted:	<u>May 23, 2024</u>

**COUNTY COUNCIL
FOR MONTGOMERY COUNTY, MARYLAND**

Lead Sponsor: County Council

SUBJECT: Approval of the FY 2025-2030 Capital Improvements Program for the Washington Suburban Sanitary Commission

Background

1. As required by Section 23-304 of the Public Utilities Article of the Maryland Code, before October 1 of each year, the Washington Suburban Sanitary Commission (Commission) must prepare and submit to the County Executive and County Council of Montgomery County a 6-year Capital Improvements Program (CIP) for water and sewer facilities.
2. On September 28, 2023, the Commission transmitted its Proposed FY 2025-2030 CIP and Information Only projects.
3. On January 16, 2024, the County Executive transmitted to the Council his recommendations regarding the Commission's Proposed FY 2025-2030 CIP and Information Only projects.
4. On February 21, 2024, the Commission approved the transmittal of a mid-cycle update to the Proposed FY 2025-2030 CIP and Information Only projects.
5. Section 23-306 of the Public Utilities Article of the Maryland Code authorizes the Council to approve, disapprove, or modify the Commission's CIP.
6. Section 23-305 of the Public Utilities Article of the Maryland Code requires that before final action on the Commission's CIP is taken, public hearings must be held on the Program. The Council held public hearings on the Commission's FY 2025-2030 CIP and Information Only projects on February 6 and 7, 2024.
7. The Council considered the recommendations of the Executive and the Montgomery County Planning Board regarding the Commission's FY 2025-2030 CIP and Information Only projects and reviewed the project description forms.
8. The Council recognizes that the information and documentation contained in the Commission's FY 2025-2030 CIP are an integral part of the Comprehensive Water Supply and

Sewerage Systems Plan which must be submitted to the State Department of the Environment in accordance with Section 9-501 *et seq.* of the Environment Article of the Maryland Code.

9. On May 9, 2024, the Montgomery County and Prince George's County Councils jointly reviewed and approved the Commission's Proposed FY 2025-2030 CIP and Information Only projects with changes.

Action

The County Council for Montgomery County, Maryland approves the following resolution for the Washington Suburban Sanitary Commission:

1. The Council approves the Washington Suburban Sanitary Commission's Proposed FY 2025-2030 CIP and Information Only projects as transmitted on September 28, 2023, except those projects which are approved as modified by the Montgomery and Prince George's County Councils. Amended project description forms are attached to this resolution and are identified by the following project numbers:

W-73.30
S-1.01
A-110.00
S-22.06
S-22.07
S-22.09
S-22.11

2. The Council approves the close out of the projects in Part I.

This is a correct copy of Council action.



Sara R. Tenenbaum
Clerk of the Council

Potomac WFP Submerged Channel Intake

A. Identification and Coding Information		
Agency Number	Project Number	Update Code
W - 000073.30	033812	Change

PDF Date	October 1, 2024
Date Revised	

Pressure Zones	Potomac WFP HGPOWF
Drainage Basins	
Planning Areas	Bi-County

B. Expenditure Schedule (000's)

Cost Elements	Total	Thru FY'23	Estimate FY'24	Total 6 Years	Year 1 FY'25	Year 2 FY'26	Year 3 FY'27	Year 4 FY'28	Year 5 FY'29	Year 6 FY'30	Beyond 6 Years
Planning, Design & Supervision	10,459	2,164		5,600	800	800	800	1,000	1,000	1,200	2,695
Land											
Construction	86,997	103		25,000						25,000	61,894
Other	4,759			1,530	40	40	40	50	50	1,310	3,229
Total	102,215	2,267		32,130	840	840	840	1,050	1,050	27,510	67,818

C. Funding Schedule (000's)

WSSC Bonds	102,215	2,267		32,130	840	840	840	1,050	1,050	27,510	67,818
------------	---------	-------	--	--------	-----	-----	-----	-------	-------	--------	--------

D. Description & Justification

DESCRIPTION
 This project includes planning, which involves community outreach and coordination with elected officials, design, and construction of a submerged channel intake to provide an additional barrier against drinking water contamination (particularly Giardia cysts and Cryptosporidium oocysts), as well as to enhance reliability and reduce treatment costs by drawing water from a location with cleaner, more stable water quality.

BENEFIT
 Water Quality: This project supports WSSC Water's mission to provide safe, clean water by improving the quality and/or safety of drinking water; System Reliability: This project will improve service reliability through fewer and shorter service interruptions; Financial Efficiency: This project is expected to increase revenues, decrease expenses, or both

JUSTIFICATION
 The project provides for a more reliable supply by eliminating the current problems associated with ice and vegetation blocking the existing bank withdrawal. This project is consistent with the industry's recommended multiple barrier approach.

Technical Memorandum No. 2 Water Quality Needs Assessment, O'Brien & Gere Engineers, Inc. (November 2001); Draft Source Water Assessment Study, Maryland Department of the Environment (April 2003); Potomac WFP Facility Plan, O'Brien & Gere Engineers, Inc. (September 2002); Draft Feasibility Study Report, Black & Veatch (November 2013).

COST CHANGE
 Cost increase due to inflation.

OTHER
 The project scope has remained the same. Significant outreach activities occurred as part of the planning phase of this project. The National Environmental Policy Act (NEPA) process was concluded in January 2018 when the National Park Service (NPS) approved the Environmental Assessment and transmitted its record of decision and the Finding of No Significant Impact. Future land costs are included in project W-202.00. Both Councils will review the results of the planning work and the updated costs and benefits of the project and must approve continuing the project before design and construction proceed.

COORDINATION
 Coordinating Agencies: Maryland Department of Natural Resources; Maryland Department of the Environment; Maryland-National Capital Park & Planning Commission; Montgomery County Department of Environmental Protection; Montgomery County Government; National Park Service; Prince George's County Department of Environmental Resources; Prince George's County Government; U.S. Army Corps of Engineers
 Coordinating Projects: W - 000073.33 - Potomac WFP Consent Decree Program

E. Annual Operating Budget Impact (000's)		FY of Impact
Staff & Other		
Maintenance		
Debt Service	\$6,275	34
Total Cost	\$6,275	34
Impact on Water and Sewer Rate	\$0.01	34


F. Approval and Expenditure Data (000's)

Date First in Program	FY'04
Date First Approved	FY'03
Initial Cost Estimate	936
Cost Estimate Last FY	102,215
Present Cost Estimate	102,215
Approved Request Last FY	840
Total Expense & Encumbrances	2,267
Approval Request Year 1	840

G. Status Information

Land Status	Land and R/W to be acquired
Project Phase	Planning
Percent Complete	100 %
Estimated Completion Date	April 2033
Growth	
System Improvement	100%
Environmental Regulation	
Population Served	
Capacity	

H. Map



Sewer Reconstruction Program

A. Identification and Coding Information		
Agency Number	Project Number	Update Code
S - 000001.01		Change

PDF Date	October 1, 2024
Date Revised	February 1, 2024

Pressure Zones	
Drainage Basins	Bi-County 30
Planning Areas	Bi-County

B. Expenditure Schedule (000's)

Cost Elements	Total	Thru FY'23	Estimate FY'24	Total 6 Years	Year 1 FY'25	Year 2 FY'26	Year 3 FY'27	Year 4 FY'28	Year 5 FY'29	Year 6 FY'30	Beyond 6 Years
Planning, Design & Supervision	41,643		5,528	36,115	5,770	5,833	6,101	5,898	6,134	6,379	
Land											
Construction	445,592		54,990	390,602	61,258	63,427	64,519	64,581	67,099	69,718	
Other	47,755		6,052	41,703	6,541	6,764	6,900	6,887	7,162	7,449	
Total	534,990		66,570	468,420	73,569	76,024	77,520	77,366	80,395	83,546	

C. Funding Schedule (000's)

WSSC Bonds	394,990		46,570	348,420	53,569	56,024	57,520	57,366	60,395	63,546	
State Aid	140,000		20,000	120,000	20,000	20,000	20,000	20,000	20,000	20,000	

D. Description & Justification

DESCRIPTION
 This program provides for comprehensive sewer system rehabilitation in residential areas of sewer mains less than 15-inches in diameter and sewer house connections, addressing infiltration and inflow control, and exposed pipe problems. This program does not include any major capital projects (e.g. CIP size relief or replacement sewers). These are funded separately in the CIP.

*EXPENDITURES FOR SEWER RECONSTRUCTION ARE EXPECTED TO CONTINUE INDEFINITELY.

BENEFIT
 Regulatory & Other Agreements: This project is required to meet regulatory requirements, multi-jurisdictional agreements, and/or consent decrees; Infrastructure Reinvestment: This project replaces existing infrastructure that has exceeded its useful life; Environmental Sustainability: This project supports WSSC Water's commitment to protect the natural environment of Prince George's and Montgomery Counties

JUSTIFICATION
 The projected work units and expenditure levels for FY'26 are as follows: 25 miles of main and lateral design & construction - \$36.02M; sewer house connection renewals - \$9.62M; enhanced grouting - \$2.6; emergency repairs - \$2.3M. Note: The specific mix and type of sewer reconstruction may vary in any given year depending on identified system defects. Projections are based on historical experience with regards to timing of design and construction work and availability of authorized contractors.

Comprehensive Basin Studies, Sewer System Evaluation Surveys, Line Blockage Assessments, field surveys, closed-circuit TV inspections, and/or other activities investigating specific portions of the collection system. Annual Buried Wastewater Assets System Asset Management Plan. FY'25 Enterprise Asset Management Plan (May 2023).

COST CHANGE
 Program costs reflect the latest schedule and expenditure estimates based upon the current plan for the completion of Phase 2 (Priority 2 and Priority 3) Consent Decree work and the recommendations from the Buried Wastewater Assets System Asset Management Plan.

OTHER
 The project scope has remained the same. The schedule and expenditure projections shown in Block B above reflect the terms of the Sanitary Sewer Overflow Consent Decree between WSSC Water, Maryland Department of the Environment (MDE), and the EPA, entered into on December 7, 2005. WSSC Water has applied for low interest loans and grant funding through MDE's Water Infrastructure Financing Administration's Water Quality Revolving Loan Fund Program and grant funding from MDE's Bay Restoration Fund for portions of this program. The sewer reconstruction program was established in 1979. Some expenditures for grouting repairs are included in the Operating Budget. The following work accomplishments through FY'22 summarize the magnitude of this reconstruction effort: sewer main reconstruction, 570 miles; and sewer house connection renewals, 24,088. It is anticipated that sewer reconstruction activity will be a perpetual element of future work programs.

COORDINATION

E. Annual Operating Budget Impact (000's)		FY of Impact
Staff & Other		
Maintenance		
Debt Service	\$23,656	
Total Cost	\$23,656	
Impact on Water and Sewer Rate	\$0.05	

F. Approval and Expenditure Data (000's)	
Date First in Program	
Date First Approved	
Initial Cost Estimate	
Cost Estimate Last FY	534,990
Present Cost Estimate	534,990
Approved Request Last FY	73,569
Total Expense & Encumbrances	
Approval Request Year 1	73,569

G. Status Information	
Land Status	Not Applicable
Project Phase	On-Going
Percent Complete	0 %
Estimated Completion Date	On-Going

Growth	
System Improvement	100%
Environmental Regulation	
Population Served	
Capacity	

H. Map

MAP NOT APPLICABLE

Coordinating Agencies: Local Community Civic Associations; Maryland Department of the Environment; Maryland State Highway Administration; Montgomery County Department of Public Works and Transportation; Montgomery County Government; Prince George's County Government; Prince George's County Department of Permitting Inspection and Enforcement; U.S. Environmental Protection Agency, Region III
Coordinating Projects: S - 000170.09 - Trunk Sewer Reconstruction Program

Other Capital Programs

A. Identification and Coding Information		
Agency Number	Project Number	Update Code
A - 000110.00		Change

PDF Date	October 1, 2024
Date Revised	February 1, 2024

Pressure Zones	
Drainage Basins	
Planning Areas	Bi-County

B. Expenditure Schedule (000's)

Cost Elements	Total	Thru FY'23	Estimate FY'24	Total 6 Years	Year 1 FY'25	Year 2 FY'26	Year 3 FY'27	Year 4 FY'28	Year 5 FY'29	Year 6 FY'30	Beyond 6 Years
Planning, Design & Supervision	77,434		9,240	68,194	10,733	10,993	11,266	11,493	11,732	11,977	
Land											
Construction	286,635		47,302	239,333	43,452	41,438	37,949	38,378	38,826	39,290	
Other	131,471		12,585	118,886	7,527	11,315	21,860	23,365	25,059	29,760	
Total	495,540		69,127	426,413	61,712	63,746	71,075	73,236	75,617	81,027	

C. Funding Schedule (000's)

WSSC Bonds	495,540		69,127	426,413	61,712	63,746	71,075	73,236	75,617	81,027
------------	---------	--	--------	---------	--------	--------	--------	--------	--------	--------

D. Description & Justification

<p>DESCRIPTION</p> <p>Other Capital Programs (OCP) includes miscellaneous capital projects, programs, and expenditures for common, non-CIP, enterprise-wide activities such as relocations, new water and sewer house connections, purchase and installation of water meters, purchase of generators, PFAs Pilot, Facility Planning Study, paving, and general construction of local lines.</p> <p>*EXPENDITURES FOR OTHER CAPITAL PROGRAMS ARE EXPECTED TO CONTINUE INDEFINITELY.</p> <p>BENEFIT</p> <p>Infrastructure Reinvestment: This project replaces existing infrastructure that has exceeded its useful life</p> <p>JUSTIFICATION</p> <p>The OCP does not include proposed "major projects" which, by law, must be programmed in WSSC Water's Six-Year Capital Improvements Program (CIP) or projects to serve new development.</p> <p>COST CHANGE</p> <p>Not applicable.</p> <p>OTHER</p> <p>The OCP summarizes capital expenditures and allocated costs that are not already included in the CIP or in other Information Only projects. Expenditures for the budget year are estimated during the annual CIP update cycle each summer for the Proposed CIP document. The estimates will be revised and updated during the annual budget update cycle each fall for the Proposed Operating & Capital Budget document. Future years are Order of Magnitude estimates and are expected to change with each update cycle.</p> <p>COORDINATION</p> <p>Coordinating Agencies: Not Applicable Coordinating Projects: Not Applicable</p>

E. Annual Operating Budget Impact (000's)		FY of Impact
Staff & Other		
Maintenance		
Debt Service	\$26,384	
Total Cost	\$26,384	
Impact on Water and Sewer Rate	\$0.06	

F. Approval and Expenditure Data (000's)	
Date First in Program	FY'21
Date First Approved	FY'21
Initial Cost Estimate	
Cost Estimate Last FY	410,510
Present Cost Estimate	495,540
Approved Request Last FY	50,657
Total Expense & Encumbrances	
Approval Request Year 1	61,712

G. Status Information	
Land Status	Not Applicable
Project Phase	On-Going
Percent Complete	0 %
Estimated Completion Date	On-Going

Growth	
System Improvement	100%
Environmental Regulation	
Population Served	
Capacity	

<p>H. Map</p> <p>MAP NOT APPLICABLE</p>

Blue Plains WWTP: Liquid Train Projects, Part 2

A. Identification and Coding Information			PDF Date	October 1, 2024	Pressure Zones	
Agency Number	Project Number	Update Code	Date Revised		Drainage Basins	Bi-County 30
S - 000022.06	954811	Change			Planning Areas	Bi-County

B. Expenditure Schedule (000's)

Cost Elements	Total	Thru FY'23	Estimate FY'24	Total 6 Years	Year 1 FY'25	Year 2 FY'26	Year 3 FY'27	Year 4 FY'28	Year 5 FY'29	Year 6 FY'30	Beyond 6 Years
Planning, Design & Supervision											
Land											
Construction	384,051		23,564	245,878	18,264	29,887	40,351	43,260	55,680	58,436	114,609
Other	3,842		236	2,460	183	299	404	433	557	584	1,146
Total	387,893		23,800	248,338	18,447	30,186	40,755	43,693	56,237	59,020	115,755

C. Funding Schedule (000's)

WSSC Bonds	366,797		22,494	234,839	17,444	28,545	38,540	41,318	53,180	55,812	109,464
City of Rockville	21,096		1,306	13,499	1,003	1,641	2,215	2,375	3,057	3,208	6,291

D. Description & Justification

DESCRIPTION

This project provides funding for WSSC Water's share of Blue Plains liquid process train projects for which construction began after June 30, 1993. This project is comprised of 24 projects that have been identified and prioritized by DC Water in their capital program. Projects with significant spending in FY'26 include: upgrades to the grit, screening, and primary treatment systems (BQ); upgrading effluent filters (IY); replacing/upgrading the primary clarifier mechanical components (J2); improvements to the headworks influent structures (BC); nitrification reactors/sedimentation upgrades (PE); liquid process rehabilitation (RN); and liquid processing PM (A2); and a rehab of the nitrification/sedimentation process - 20 year rebuild (LF).

BENEFIT

Regulatory & Other Agreements: This project is required to meet regulatory requirements, multi-jurisdictional agreements, and/or consent decrees;
Infrastructure Reinvestment: This project replaces existing infrastructure that has exceeded its useful life

JUSTIFICATION

This is a continuation of the DC Water's upgrading of the Blue Plains Wastewater Treatment Plant. Blue Plains Inter-Municipal Agreement of 2012; DCWASA Master Plan (1998); Blue Plains Facilities Master Plan (2016); DC Water's preliminary FY'25 - FY'34 Capital Improvements Program.

COST CHANGE

The schedule and expenditure projections were updated to reflect the latest estimates available from DC Water for the constituent Blue Plains joint-use projects as of April 2024.

OTHER

The project scope has remained the same. Project costs are derived from the DC Water Capital Budget 10-year forecast of spending and DC Water's latest project management data, and fully reflect DC Water's cost estimates and expenditure schedules available at the time this document was prepared. Given the open-ended nature of the Blue Plains projects, this PDF does not fully reflect the total project costs. These projects are, in fact, expected to continue indefinitely. As new sub-projects are added to the Blue Plains facility plans, the associated costs will be added to this project. The funding schedule also indicates the calculated Rockville share of the cost.

COORDINATION

Coordinating Agencies: City of Rockville;(responsible for a share of funding); DC Water;(responsible for design and construction)
Coordinating Projects: Not Applicable

E. Annual Operating Budget Impact (000's)		FY of Impact
Staff & Other		
Maintenance		
Debt Service	\$16,547	
Total Cost	\$16,547	
Impact on Water and Sewer Rate	\$0.04	

F. Approval and Expenditure Data (000's)


Date First in Program	FY'95
Date First Approved	FY'95
Initial Cost Estimate	
Cost Estimate Last FY	387,893
Present Cost Estimate	387,893
Approved Request Last FY	18,447
Total Expense & Encumbrances	
Approval Request Year 1	18,447

G. Status Information

Land Status	Not Applicable
Project Phase	On-Going
Percent Complete	0 %
Estimated Completion Date	On-Going

Growth	
System Improvement	100%
Environmental Regulation	
Population Served	
Capacity	169.6 / 370 MGD

H. Map



Blue Plains WWTP: Biosolids Management, Part 2

A. Identification and Coding Information			PDF Date	October 1, 2024	Pressure Zones	
Agency Number	Project Number	Update Code	Date Revised		Drainage Basins	Bi-County 30
S - 000022.07	954812	Change			Planning Areas	Bi-County

B. Expenditure Schedule (000's)

Cost Elements	Total	Thru FY'23	Estimate FY'24	Total 6 Years	Year 1 FY'25	Year 2 FY'26	Year 3 FY'27	Year 4 FY'28	Year 5 FY'29	Year 6 FY'30	Beyond 6 Years
Planning, Design & Supervision											
Land											
Construction	126,124		15,367	76,252	13,528	12,768	5,095	13,759	14,919	16,183	34,505
Other	1,262		154	763	135	128	51	138	149	162	345
Total	127,386		15,521	77,015	13,663	12,896	5,146	13,897	15,068	16,345	34,850

C. Funding Schedule (000's)

WSSC Bonds	120,454		14,669	72,829	12,920	12,195	4,866	13,142	14,249	15,457	32,956
City of Rockville	6,932		852	4,186	743	701	280	755	819	888	1,894

D. Description & Justification

DESCRIPTION

This project provides funding for WSSC Water's share of the Blue Plains biosolids processes for which construction began after June 30, 1993. There are 12 projects from the DC Water capital program that are covered by the WSSC Water capital project. The projects that make up the majority of the FY'26 anticipated spending include: biosolids blending development center (I3); additional centrifuges for pre-digestion dewatering (LD); and implementation of an RNG initiative to power municipal buses (TL). Starting in FY'28 are planned upgrades to the DAF facility (XY), rehabilitate the dewatered sludge loading facility (XD); and biosolids process rehabilitation (RM);

BENEFIT

Regulatory & Other Agreements: This project is required to meet regulatory requirements, multi-jurisdictional agreements, and/or consent decrees;
Infrastructure Reinvestment: This project replaces existing infrastructure that has exceeded its useful life

JUSTIFICATION

This project is needed to implement, upgrade, expand and rehabilitate various facilities that provide treatment and management of the Class A biosolids program for Blue Plains. Blue Plains Inter-Municipal Agreement of 2012; DCWASA Master Plan (1998); EPMC IV Facility Plan, CH2MHILL (2001); Biosolids Management at DCWASA Blue Plains Wastewater Treatment Plant Phase II - Design and Cost Considerations for Treatment Alternatives Report (December 2007); Blue Plains Facilities Master Plan (2016); and DC Water's preliminary FY'25 - FY'34 Capital Improvements Program.

COST CHANGE

The schedule and expenditure projections were updated to reflect the latest estimates available from DC Water for the constituent Blue Plains joint-use projects as of April 2024.

OTHER

The project scope has remained the same. Project costs are derived from the DC Water Capital Budget 10-year forecast of spending and DC Water's latest project management data, and fully reflect DC Water's cost estimates and expenditure schedules available at the time this document was prepared. Given the open-ended nature of the Blue Plains projects, this PDF does not fully reflect the total project costs. These projects are, in fact, expected to continue indefinitely. As new sub-projects are added to the Blue Plains facility plans, the associated costs will be added to this project. The funding schedule also indicates the calculated Rockville share of the cost.

COORDINATION

Coordinating Agencies: City of Rockville;(responsible for a share of funding); DC Water;(responsible for design and construction)
Coordinating Projects: Not Applicable

E. Annual Operating Budget Impact (000's)		FY of Impact
Staff & Other		
Maintenance		
Debt Service	\$5,320	
Total Cost	\$5,320	
Impact on Water and Sewer Rate	\$0.01	

F. Approval and Expenditure Data (000's)


Date First in Program	FY'95
Date First Approved	FY'95
Initial Cost Estimate	
Cost Estimate Last FY	127,386
Present Cost Estimate	127,386
Approved Request Last FY	13,663
Total Expense & Encumbrances	
Approval Request Year 1	13,663

G. Status Information

Land Status	Not Applicable
Project Phase	On-Going
Percent Complete	0 %
Estimated Completion Date	On-Going

Growth	
System Improvement	100%
Environmental Regulation	
Population Served	
Capacity	169.6 / 370 MGD

H. Map



Blue Plains WWTP: Plant-wide Projects

A. Identification and Coding Information			PDF Date	October 1, 2024	Pressure Zones	
Agency Number	Project Number	Update Code	Date Revised		Drainage Basins	Bi-County 30
S - 000022.09	023805	Change			Planning Areas	Bi-County

B. Expenditure Schedule (000's)

Cost Elements	Total	Thru FY'23	Estimate FY'24	Total 6 Years	Year 1 FY'25	Year 2 FY'26	Year 3 FY'27	Year 4 FY'28	Year 5 FY'29	Year 6 FY'30	Beyond 6 Years
Planning, Design & Supervision											
Land											
Construction	140,180		15,063	113,198	15,775	19,271	23,316	20,698	21,299	12,839	11,919
Other	1,402		151	1,132	158	193	233	207	213	128	119
Total	141,582		15,214	114,330	15,933	19,464	23,549	20,905	21,512	12,967	12,038

C. Funding Schedule (000's)

WSSC Bonds	133,879		14,379	108,116	15,067	18,406	22,269	19,769	20,343	12,262	11,384
City of Rockville	7,703		835	6,214	866	1,058	1,280	1,136	1,169	705	654

D. Description & Justification

<p>DESCRIPTION</p> <p>This project provides funding for WSSC Water's share of Blue Plains plant-wide projects for which construction began after June 30, 1993. There are 26 DC Water capital program projects covered by the WSSC Water capital project. Current projects with significant spending in FY'26 include: electrical system upgrades (TZ); floodwall construction (JF); plant-wide program management (AL); chemical system/building upgrades (PF); and other miscellaneous projects including roof replacements (OQ) and emergency repairs and rehab (V1, V2, V3). Other projects with significant spending over the 6-yr period include electrical monitoring (IC) in FY'27; implementation of solar power at Blue Plains phase 2 (XP) and control system replacement (GW) in FY'28.</p> <p>BENEFIT</p> <p>Regulatory & Other Agreements: This project is required to meet regulatory requirements, multi-jurisdictional agreements, and/or consent decrees; Infrastructure Reinvestment: This project replaces existing infrastructure that has exceeded its useful life</p> <p>JUSTIFICATION</p> <p>This is a continuation of DC Water's upgrading of the Blue Plains Wastewater Treatment Plant. Blue Plains Inter-Municipal Agreement of 2012; DCWASA Master Plan (1998); Blue Plains Facilities Master Plan (2016); and DC Water's preliminary FY'25-FY'34 Capital Improvements Program.</p> <p>COST CHANGE</p> <p>The schedule and expenditure projections were updated to reflect the latest estimates available from DC Water for the constituent Blue Plains joint-use projects as of April 2024.</p> <p>OTHER</p> <p>The project scope has remained the same. Project costs are derived from the DC Water Capital Budget 10-year forecast of spending and DC Water's latest project management data, and reflect DC Water's cost estimates and expenditure schedules available at the time this document was prepared. Given the open-ended nature of the Blue Plains projects, this PDF does not fully reflect the total project costs. These projects are, in fact, expected to continue indefinitely. As new sub-projects are added to the Blue Plains facility plans, the associated costs will be added to this project. The funding schedule also indicates the calculated Rockville share of the cost.</p> <p>COORDINATION</p> <p>Coordinating Agencies: City of Rockville;(responsible for a share of funding); DC Water;(responsible for design and construction) Coordinating Projects: Not Applicable</p>

E. Annual Operating Budget Impact (000's)		FY of Impact
Staff & Other		
Maintenance		
Debt Service	\$7,786	
Total Cost	\$7,786	
Impact on Water and Sewer Rate	\$0.02	

F. Approval and Expenditure Data (000's)


Date First in Program	FY'95
Date First Approved	FY'02
Initial Cost Estimate	
Cost Estimate Last FY	141,582
Present Cost Estimate	141,582
Approved Request Last FY	15,993
Total Expense & Encumbrances	
Approval Request Year 1	15,933

G. Status Information

Land Status	Not Applicable
Project Phase	On-Going
Percent Complete	0 %
Estimated Completion Date	On-Going

Growth	
System Improvement	100%
Environmental Regulation	
Population Served	
Capacity	169.6 / 370 MGD

H. Map



Blue Plains: Pipelines & Appurtenances

A. Identification and Coding Information		
Agency Number	Project Number	Update Code
S - 000022.11	113804	Change

PDF Date	October 1, 2024
Date Revised	

Pressure Zones	
Drainage Basins	Bi-County 30
Planning Areas	Bi-County

B. Expenditure Schedule (000's)

Cost Elements	Total	Thru FY'23	Estimate FY'24	Total 6 Years	Year 1 FY'25	Year 2 FY'26	Year 3 FY'27	Year 4 FY'28	Year 5 FY'29	Year 6 FY'30	Beyond 6 Years
Planning, Design & Supervision											
Land											
Construction	286,497		16,289	194,564	15,785	18,550	29,097	46,056	44,313	40,763	75,644
Other	2,866		163	1,947	158	186	291	461	443	408	756
Total	289,363		16,452	196,511	15,943	18,736	29,388	46,517	44,756	41,171	76,400

C. Funding Schedule (000's)

WSSC Bonds	268,924		14,840	182,655	14,822	17,191	27,486	42,774	40,809	39,573	71,429
City of Rockville	20,439		1,612	13,856	1,121	1,545	1,902	3,743	3,947	1,598	4,971

D. Description & Justification

DESCRIPTION
 This project provides funding for WSSC Water's share of Blue Plains-associated projects which are generally situated "outside the fence" of the treatment plant. There are 22 projects from the DC Water capital program under this project. Major projects in FY'26 include: rehabilitation of various portions of the Potomac Interceptor (LZ); on-going construction of the Potomac River Tunnel (CZ); renovations to the central office facility (COF) and central maintenance facility (CMF) at Blue Plains (HJ and HK); and various upgrades to sewer pumping stations (RS, RT and RU). Other projects with significant spending over the 6-year period include on-going rehabilitation projects on major sewers including the AFM, RCMI, Oxon Run and influent sewers to Blue Plains (RC and RD).

BENEFIT
 Regulatory & Other Agreements: This project is required to meet regulatory requirements, multi-jurisdictional agreements, and/or consent decrees; Infrastructure Reinvestment: This project replaces existing infrastructure that has exceeded its useful life; Environmental Sustainability: This project supports WSSC Water's commitment to protect the natural environment of Prince George's and Montgomery Counties

JUSTIFICATION
 This is a continuation of DC Water's upgrading of the Blue Plains-associated projects outside the fence. Blue Plains Inter-Municipal Agreement of 2012; DCWASA Master Plan (1998); Technical Memorandum No. 1, Multi-Jurisdictional Use Facilities Capital Cost Allocation (June 2013); and DC Water's preliminary FY'25 - FY34 Capital Improvements Program.

COST CHANGE
 The schedule and expenditure projections were updated to reflect the latest estimates available from DC Water for the constituent Blue Plains joint-use projects as of April 2024

OTHER
 The project scope has remained the same. Project costs are derived from the DC Water Capital Budget 10-year forecast of spending and DC Water's latest project management data, and reflect DC Water's cost estimates and expenditure schedules available at the time this document was prepared. Given the open-ended nature of the Blue Plains projects, this PDF does not fully reflect the total project costs. These projects are, in fact, expected to continue indefinitely. As new sub-projects are added to the Blue Plains facility plans, the associated costs will be added to this project. The funding schedule also indicates the calculated Rockville share of the cost, which varies by project based on the City's relative share of WSSC Water's flow as derived in the Multi-Jurisdiction Use Facilities Study.

COORDINATION
 Coordinating Agencies: City of Rockville;(responsible for a share of funding); DC Water;(responsible for design and construction)
 Coordinating Projects: Not Applicable

E. Annual Operating Budget Impact (000's)		FY of Impact
Staff & Other		
Maintenance		
Debt Service	\$14,549	
Total Cost	\$14,549	
Impact on Water and Sewer Rate	\$0.03	

F. Approval and Expenditure Data (000's)	
Date First in Program	FY'11
Date First Approved	FY'02
Initial Cost Estimate	
Cost Estimate Last FY	289,363
Present Cost Estimate	289,363
Approved Request Last FY	15,943
Total Expense & Encumbrances	
Approval Request Year 1	15,943

G. Status Information	
Land Status	Not Applicable
Project Phase	On-Going
Percent Complete	0 %
Estimated Completion Date	On-Going

Growth	
System Improvement	45%
Environmental Regulation	55%
Population Served	
Capacity	

H. Map

MAP NOT AVAILABLE

PART I: Washington Suburban Sanitary Commission Capital Projects To Be Closed Out

The Washington Suburban Sanitary Commission has authorized the close out of the following capital projects

Project Number	Project Name
P103802	Septage Discharge Facility Planning & Implement.
P173802	Clarksburg Wastewater Pumping Station
P173804	Milestone Center Sewer Main
P063806	Shady Grove Station Sewer Augmentation
